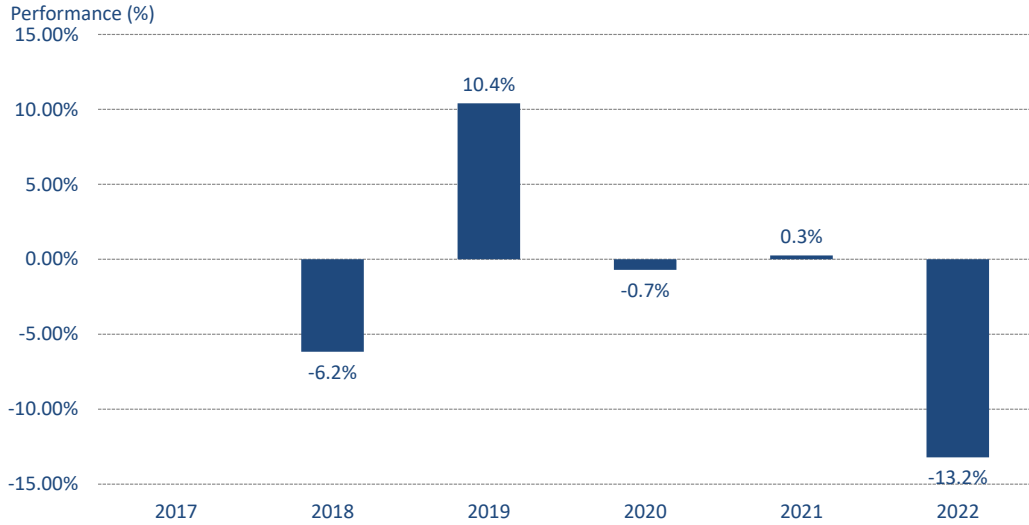


PAST PERFORMANCE

The purpose of this document is to provide you with the required information on the past performance of the Fund. Any investment decision should be based on the full details of the Prospectus, Offering Supplement and KID which are available on www.ccfunds.com.mt

Emerging Market Bond Fund a sub-Fund of the CC Funds SICAV plc

Emerging Market Bond Fund - class A

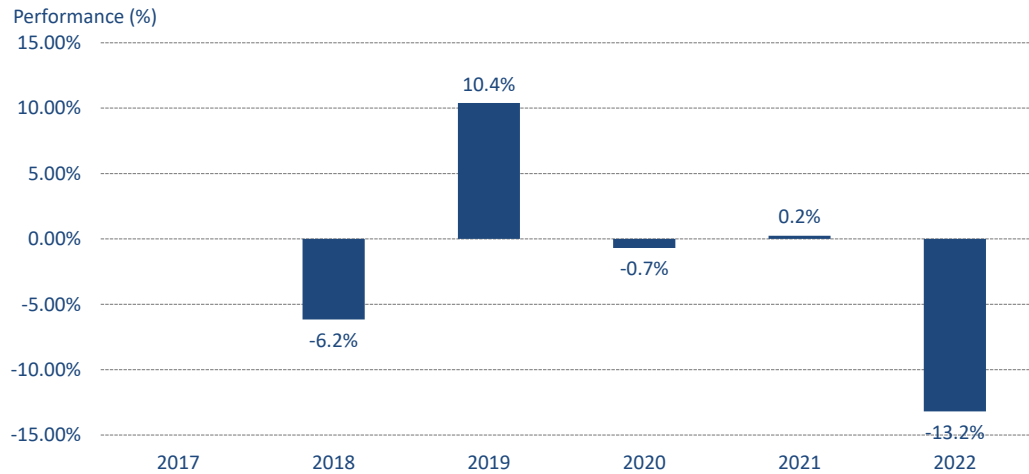


***Past performance is not a reliable indicator of future performance. Markets could develop very differently in the future. It can help you to assess how the fund has been managed in the past.**

****This chart shows the fund's performance as the percentage loss or gain per year over the last 5 years.**

*****Performance is shown after deduction of ongoing charges. Any entry and exit charges are excluded from the calculation.**

Emerging Market Bond Fund - class B

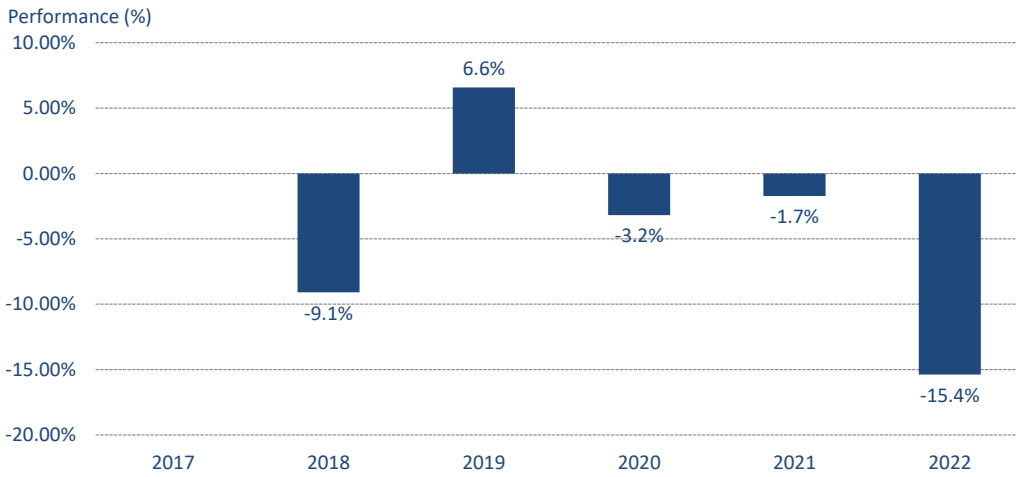


***Past performance is not a reliable indicator of future performance. Markets could develop very differently in the future. It can help you to assess how the fund has been managed in the past.**

****This chart shows the fund's performance as the percentage loss or gain per year over the last 5 years.**

*****Performance is shown after deduction of ongoing charges. Any entry and exit charges are excluded from the calculation.**

Emerging Market Bond Fund - class C

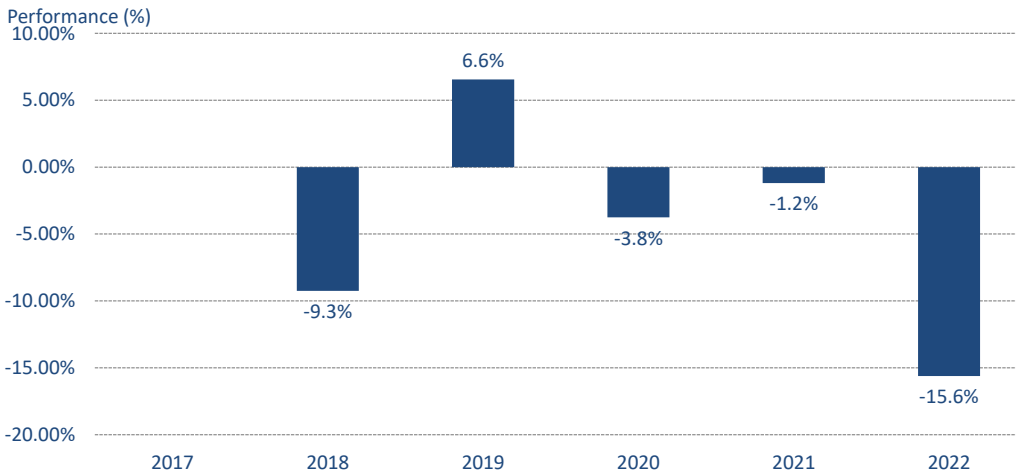


***Past performance is not a reliable indicator of future performance. Markets could develop very differently in the future. It can help you to assess how the fund has been managed in the past.**

****This chart shows the fund's performance as the percentage loss or gain per year over the last 5 years.**

*****Performance is shown after deduction of ongoing charges. Any entry and exit charges are excluded from the calculation.**

Emerging Market Bond Fund - class D




***Past performance is not a reliable indicator of future performance. Markets could develop very differently in the future. It can help you to assess how the fund has been managed in the past.**

****This chart shows the fund's performance as the percentage loss or gain per year over the last 5 years.**

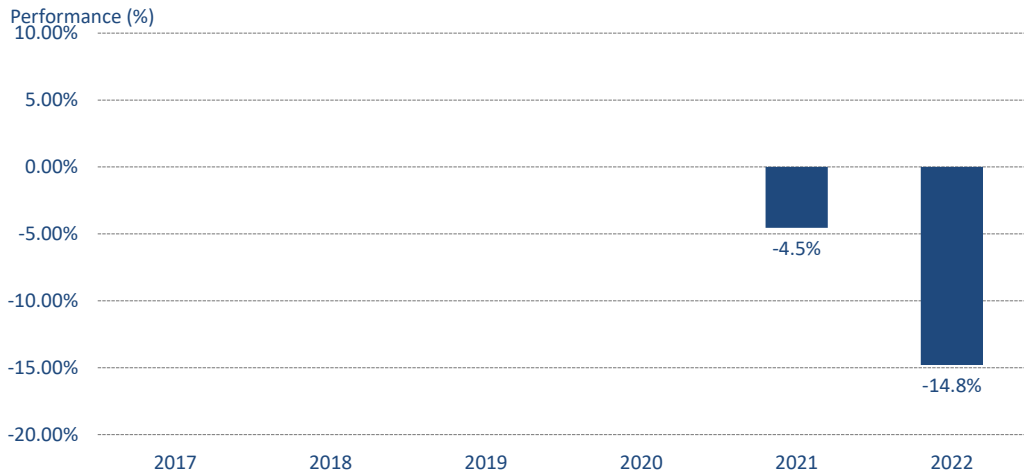
*****Performance is shown after deduction of ongoing charges. Any entry and exit charges are excluded from the calculation.**

Emerging Market Bond Fund - class E



***Past performance is not a reliable indicator of future performance. Markets could develop very differently in the future. It can help you to assess how the fund has been managed in the past.**
****This chart shows the fund's performance as the percentage loss or gain per year over the last 2 years.**
*****Performance is shown after deduction of ongoing charges. Any entry and exit charges are excluded from the calculation.**

Emerging Market Bond Fund - class F



***Past performance is not a reliable indicator of future performance. Markets could develop very differently in the future. It can help you to assess how the fund has been managed in the past.**
****This chart shows the fund's performance as the percentage loss or gain per year over the last 2 years.**
*****Performance is shown after deduction of ongoing charges. Any entry and exit charges are excluded from the calculation.**